





St. Gregory's Catholic Primary School – Remote Learning Plan

Reception W/C 18th January 2021

	Monday	Tuesday	Wednesday	Thursday	Friday
Collective Worship	<p>Watch this video which is the Children's Liturgy for this week. It will help you reflect on the message given by the Gospel at Mass on Sunday. We would love to see any examples of the activity on Tapestry!</p> <p>Sing this song, which reminds us that Jesus loves us all, as many times as you wish to.</p>				
Prayer and Reading (daily)	Say the morning school prayer (see School Prayers) and read a book of your choice to begin the day.	Say the morning school prayer (see School Prayers) and read a book of your choice to begin the day.	Say the morning school prayer (see School Prayers) and read a book of your choice to begin the day.	Say the morning school prayer (see School Prayers) and read a book of your choice to begin the day.	Say the morning school prayer (see School Prayers) and read a book of your choice to begin the day.
English (daily)	<p>Speaking and Listening</p> <p>Watch the People Who Help Us - Firefighters Information Video</p> <p>Listen to the information and discuss with your adult what facts you have learnt. Choose 5 facts and record them in any way you choose (a picture, writing, a recorded video for Tapestry.)</p>	<p>Writing</p> <p>Look back at the facts you found out yesterday. choose three facts and write them (with support from a grown up.) Remember to use your sound knowledge!</p> 	<p>Reading</p> <p>Share the story of Charlie the Firefighter and talk about it together.</p>	<p>Reading/Speaking and Listening</p> <p>Think back to yesterday's story.</p> <p>What would you like to be when you grow up? Why?</p> <p>Record this in any way you choose (a picture, writing, a recorded video for Tapestry.)</p>	<p>Reading and writing</p> <p>Your task is to label the picture of the firefighter correctly.</p> <p>Use Fred Talk to read the words and then write them in the</p> 



St. Gregory's Catholic Primary School – Remote Learning Plan

Reception W/C 18th January 2021

					correct place.
BREAK					
Maths	<p>Numbers Help Me Count https://m.youtube.com/watch?v=Zw6Fps2O7XY</p> <p>Lesson 1 To count 4 objects reliably.</p> <p>https://classroom.thenational.academy/lessons/count-four-objects-reliably-75jk4r?activity=video&step=1</p>	<p>Numbers Help Me Count https://m.youtube.com/watch?v=Zw6Fps2O7XY</p> <p>Lesson 2 To develop an understanding about the number 4.</p> <p>https://classroom.thenational.academy/lessons/develop-an-understanding-about-the-number-four-cmu3cr</p>	<p>Numbers Help Me Count https://m.youtube.com/watch?v=Zw6Fps2O7XY</p> <p>Lesson 3 To count 5 objects reliably.</p> <p>https://classroom.thenational.academy/lessons/count-five-objects-reliably-6xj6at</p>	<p>Numbers Help Me Count https://m.youtube.com/watch?v=Zw6Fps2O7XY</p> <p>Lesson 4 To count 6 objects reliably.</p> <p>https://classroom.thenational.academy/lessons/count-six-objects-reliably-61k6cc</p>	<p>Numbers Help Me Count https://m.youtube.com/watch?v=Zw6Fps2O7XY</p> <p>Lesson 5 To explore conservation of numbers within 6.</p> <p>https://classroom.thenational.academy/lessons/explore-conservation-of-number-within-6-ccw30c</p>
Phonics (daily)	<p>(Learning to Blend at Home Lesson 10)</p> <p>https://schools.ruthmiskin.com/training/view/XI2VJAfl/6rc1pJKg</p> <p>Word Time Reading Lesson 1.4-2</p>	<p>(Learning to Blend at Home Lesson 11)</p> <p>https://schools.ruthmiskin.com/training/view/kONPPUke/qaM0srAG</p> <p>Word Time Reading Lesson 1.4-3</p>	<p>(Learning to Blend at Home Lesson 12)</p> <p>https://schools.ruthmiskin.com/training/view/uFZtyZd7/XNAAbQcz</p> <p>Word Time Reading Lesson 1.4-4</p> <p>https://schools.ruthmiskin.com/training/view/3v9qN9OZ/4LMzCCrU</p>	<p>(Learning to Blend at Home Lesson 13)</p> <p>https://schools.ruthmiskin.com/training/view/rMSj3dhc/DiUJO50q</p> <p>Word Time Reading Lesson 1.5 1</p> <p>https://schools.ruthmiskin.com/training/view/EA9Klft/MNGTSIOB</p>	<p>(Learning to Blend at Home Lesson 14)</p> <p>https://schools.ruthmiskin.com/training/view/HJbpHgXr/nuJ2HPDb</p> <p>Word Time Reading Lesson 1.5-2</p> <p>https://schools.ruthmiskin.com/training/view/HhQ3KQpX/KneMaF6n</p>



St. Gregory's Catholic Primary School – Remote Learning Plan

Reception W/C 18th January 2021

	https://schools.ruthmiskin.com/training/view/6UetqgLp/i8S5kn82 Word Time Spelling Lesson 1.4-2 https://schools.ruthmiskin.com/training/view/fdFIFtj9/S4iHhrqX	https://schools.ruthmiskin.com/training/view/NpX3BW/W3/vj27ysKV Word Time Spelling Lesson 1.4-3 https://schools.ruthmiskin.com/training/view/anhblwW7/wAxeb0au	Word Time Spelling Lesson 1.4-4 https://schools.ruthmiskin.com/training/view/z1g2alXu/VoivSD9M	Word Time Spelling Lesson 1.5-1 https://schools.ruthmiskin.com/training/view/2Y7RzFkE/FWvt8tMY Mrs Welsh to upload a story time to tapestry (story to be confirmed - One of the children's favourite stories to be chosen)	Word Time Spelling Lesson 1.5-2 https://schools.ruthmiskin.com/training/view/OLPYIX7G/AfO9AxWI
Prayer	Say the lunchtime school prayer and the Angelus (see School Prayers).	Say the lunchtime school prayer and the Angelus (see School Prayers).	Say the lunchtime school prayer and the Angelus (see School Prayers).	Say the lunchtime school prayer and the Angelus (see School Prayers).	Say the lunchtime school prayer and the Angelus (see School Prayers).
LUNCH					
Specific Area of Learning	RE – Listen to the story read by Mrs Hamilton about Kipper's birthday As you watch the video, look at what is happening in the last picture and how the people are celebrating. Look at their faces. How are they feeling? How do	PE – Can you jog for the count of 10? Can you stand on one leg for the count of 10? Can you do 10 star jumps? Can you hold a front bridge for the count of 10? Can you jump side to side 10 times?	Understanding of the World – Can you help the firefighters to get ready by cutting out their uniform and sticking it in the correct place?	Art and Design – Can you design your own Fire engine? What colours will you use? What will you need to include in your design? Can you label your Fire engine?	



St. Gregory's Catholic Primary School – Remote Learning Plan


Reception W/C 18th January 2021

you know? What can you see?

How do we know it's a celebration? What things do we have at a celebration?

Discuss with your grown up e.g. cake, cards, presents, nice clothes, decorations,



Think about a celebration you have had and draw it in the celebration balloon. write some words, or get an adult to write some words about how you felt being part of this celebration.





St. Gregory's Catholic Primary School – Remote Learning Plan

Reception W/C 18th January 2021

	<p>Week 1 Explore I am learning... To know and understand what a celebration is.</p>  				
Prayer	Say the end of day school prayer (see School Prayers).	Say the end of day school prayer (see School Prayers).	Say the end of day school prayer (see School Prayers).	Say the end of day school prayer (see School Prayers).	Say the end of day school prayer (see School Prayers).